

Scaled data based on original data using
LM-79-08 Approved Method: Electrical and Photometric Measurements of Solid-
State Lighting Products

Test Report Prepared for
Cooper Lighting Solutions
(formerly Eaton)

Brand: STREETWORKS

Report Number: P317005

Luminaire Tested: **GAN-SA1C-722-U-5NQ**

Issue Date: 3/3/2020

Test Information

Test Method: LM-79-08
Report Number: P317005
TEST IS SCALED FROM IESNA LM-79-08 TEST DATA (G2-1903-205-5)
Test Lab: INNOVATION CENTER
Issue Date: 3/3/2020
Manufacturer: COOPER LIGHTING SOLUTIONS (FORMERLY EATON)
Product Line: STREETWORKS
Catalog Number: GAN-SA1C-722-U-5NQ
Description: GALLEON AREA AND ROADWAY LUMINAIRE
(1) 70 CRI, 2200K, 1050mA LIGHTSQUARE WITH 16 LEDS AND TYPE V NARROW OPTICS
Light Source: -
Ballast/Driver: ELECTRONIC DRIVER

Summary

Lumens per Lamp: N/A
Luminaire Lumens: 5616 lumens
Efficiency: N/A
Efficacy: 95.2 lumens/watt
Luminous Opening: Rectangular (W 0.5' x L: 0.5' x H: 0')
IES Classification: Type V - Short
BUG Rating: B2 - U0 - G1

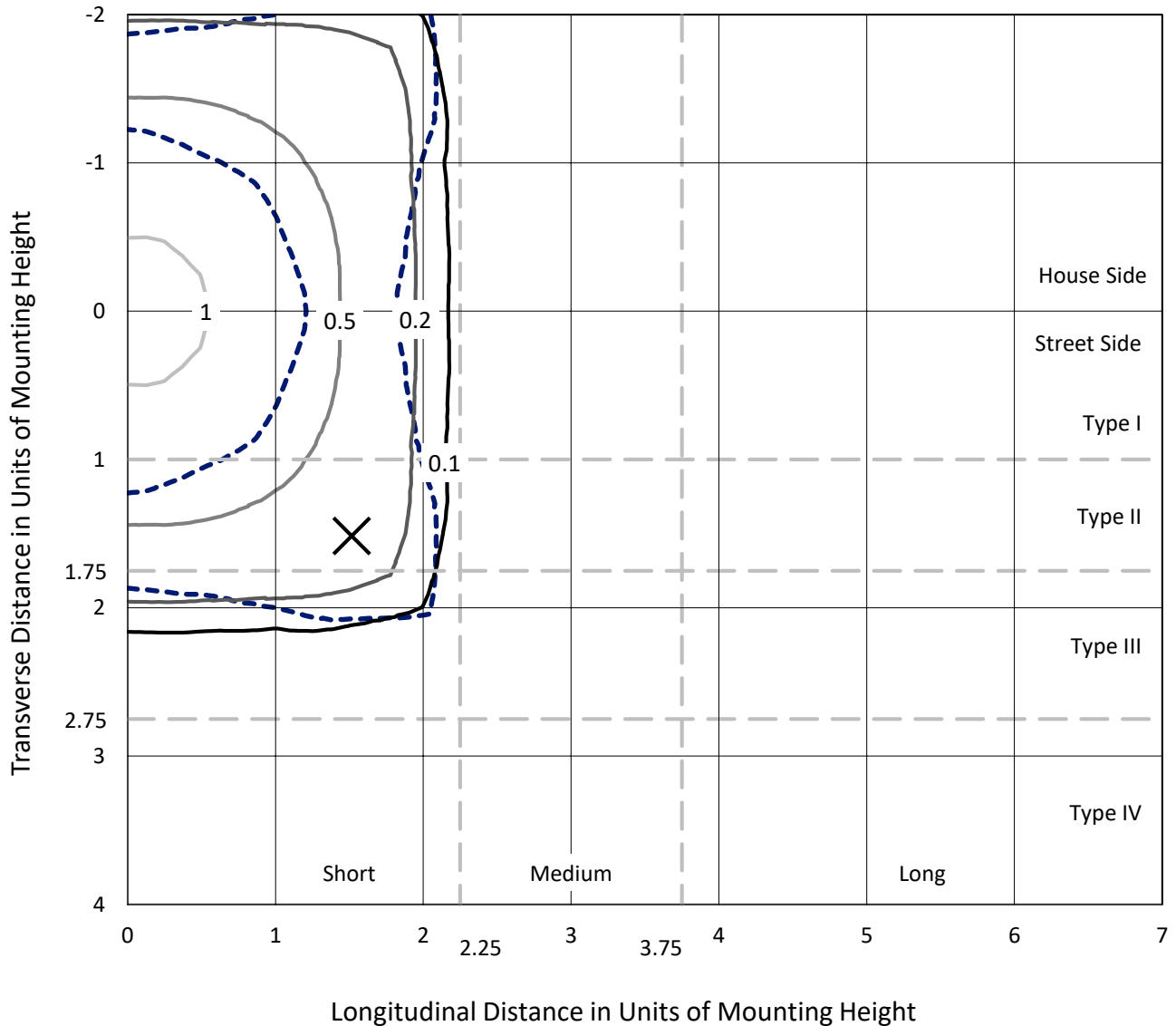
Input Watts (W): 59
Input Voltage (V): NR
Input Current (Ain): NR
Voltage Rise (V): NR
Power Factor: NR
Total Harmonic Distortion (THDi): NR
Frequency (hertz): 60
Stabilization Time: NR
Operation Time: NR
Ambient Temperature (°C): NR
Test Distance: 24 FT



REPORT NUMBER: P317005
 CATALOG NUMBER: GAN-SA1C-722-U-5NQ

Iso-Footcandle Lines of Horizontal Illumination

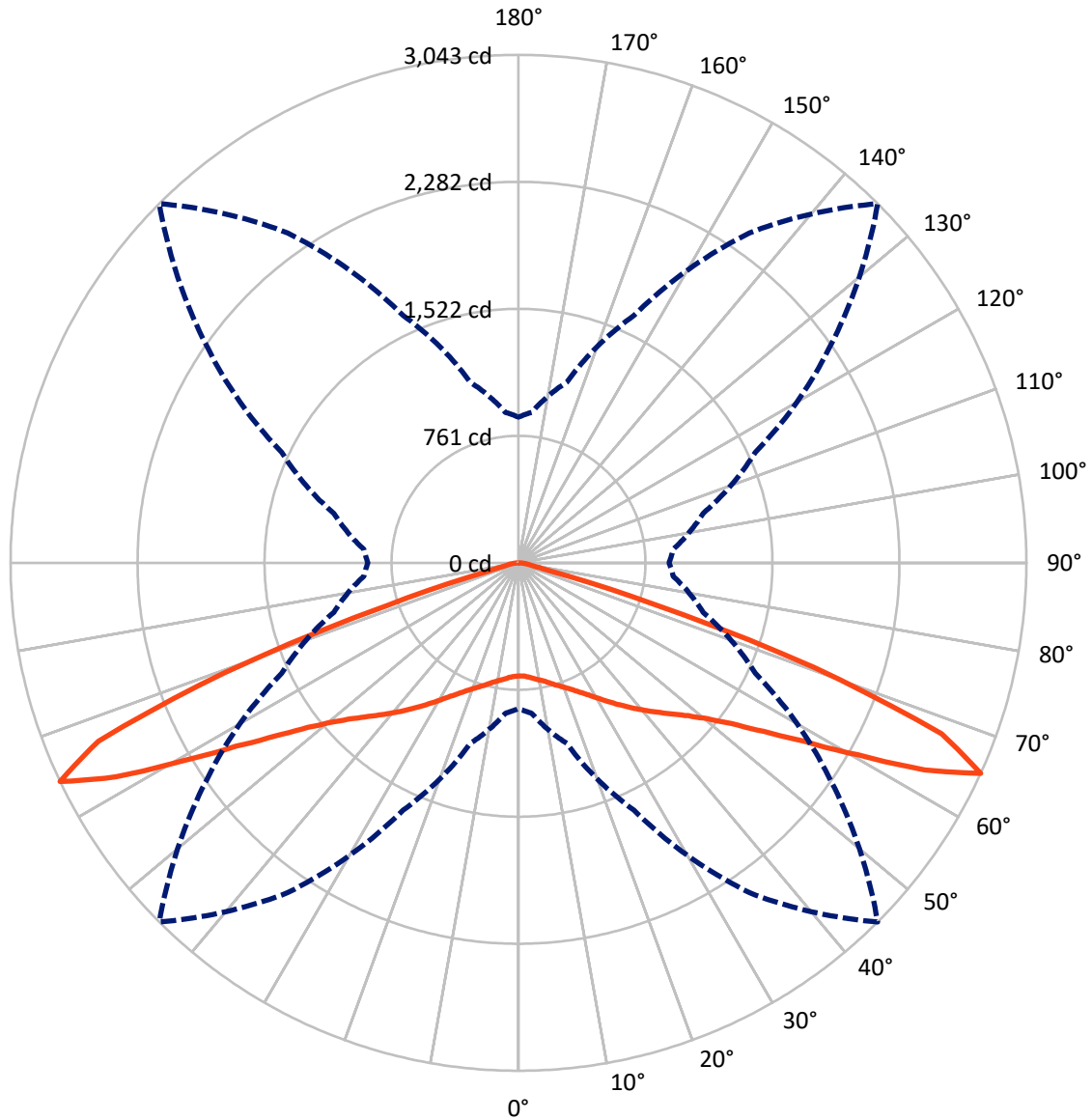
× Max cd
 - - - 1/2 Max cd



Based on 25 foot mounting height. Maximum calculated value = 1.1 fc
 Type V - Short - N/A

REPORT NUMBER: P317005
CATALOG NUMBER: GAN-SA1C-722-U-5NQ

Luminous Intensity Polar Plot



— Vertical Plane Through 45-Deg Lateral - - - Horizontal Cone Through 65-Deg Vertical

REPORT NUMBER: P317005
 CATALOG NUMBER: GAN-SA1C-722-U-5NQ

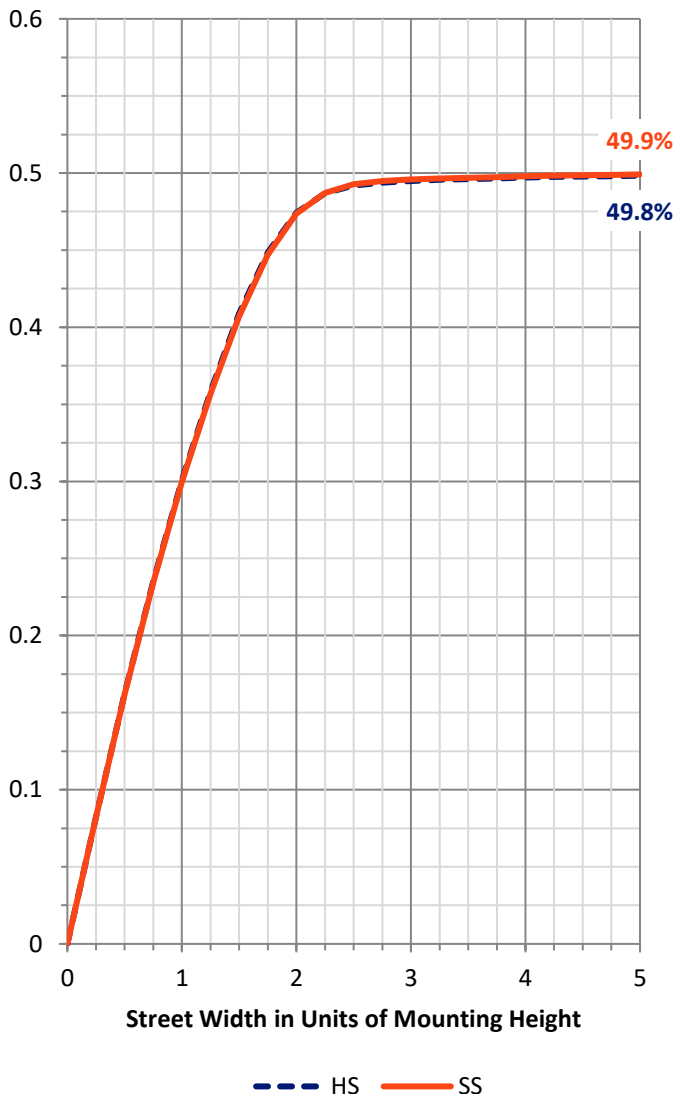
FLUX DISTRIBUTION:

		Downward	Upward	Total
House Side	Lumens	2808.0	0.0	2808.0
	% Fixture	50.0	0.0	50.0
Street Side	Lumens	2808.0	0.0	2808.0
	% Fixture	50.0	0.0	50.0
Total	Lumens	5616.0	0.0	5616.0
	% Fixture	100.0	0.0	100.0

ZONAL LUMENS:

Zone	Lumens	% Fixture
0°-10°	66.5	1.2
10°-20°	213.9	3.8
20°-30°	401.3	7.1
30°-40°	663.6	11.8
40°-50°	1027.9	18.3
50°-60°	1576.5	28.1
60°-70°	1471.0	26.2
70°-80°	171.2	3.0
80°-90°	24.1	0.4
90°-100°	0.0	0.0
100°-110°	0.0	0.0
110°-120°	0.0	0.0
120°-130°	0.0	0.0
130°-140°	0.0	0.0
140°-150°	0.0	0.0
150°-160°	0.0	0.0
160°-170°	0.0	0.0
170°-180°	0.0	0.0
0°-90°	5616.0	100.0
0°-180°	5616.0	100.0

Coefficient of Utilization



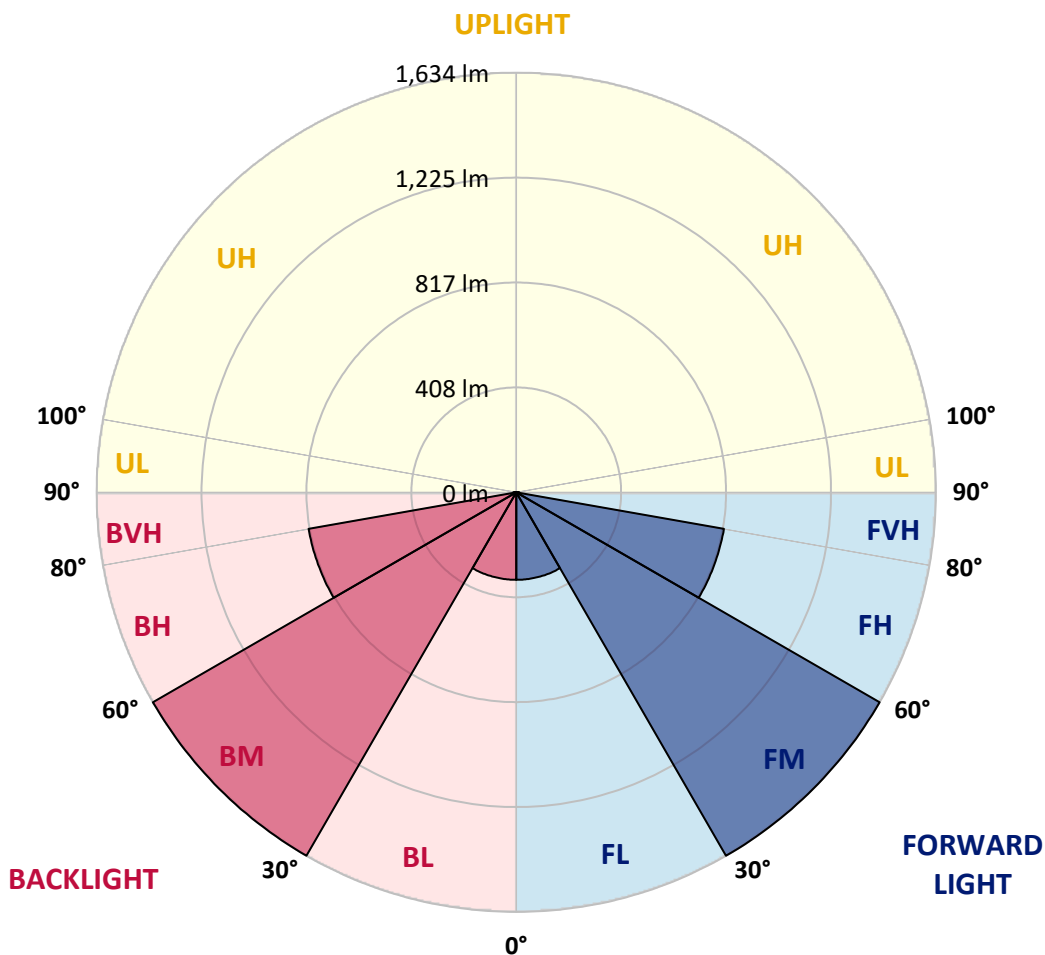
REPORT NUMBER: P317005
 CATALOG NUMBER: GAN-SA1C-722-U-5NQ

LUMINAIRE CLASSIFICATION SYSTEM LUMEN TABLE AND BUG RATING:

Zone	Lumens	% Fixture	Zone Rating/Lumen Limit		
			B	U	G
FL (0°-30°)	340.8	6.1			
FM (30°-60°)	1634.0	29.1			
FH (60°-80°)	821.1	14.6			G1/1800
FVH (80°-90°)	12.0	0.2			G1/100
BL (0°-30°)	340.8	6.1	B1/500		
BM (30°-60°)	1634.0	29.1	B2/2500		
BH (60°-80°)	821.1	14.6	B2/1000		G1/1800
BVH (80°-90°)	12.0	0.2			G1/100
UL (90°-100°)	0.0	0.0		U0/0	
UH (100°-180°)	0.0	0.0		U0/0	

BUG Rating: B2-U0-G1

Type V Short





REPORT NUMBER: P317005
 CATALOG NUMBER: GAN-SA1C-722-U-5NQ

CANDELA DISTRIBUTION (FULL):

	0°	5°	15°	25°	35°	45°	55°	65°	75°	85°	90°
0°	678.2	678.2	678.2	678.2	678.2	678.2	678.2	678.2	678.2	678.2	678.2
2.5°	680.4	680.1	680.4	680.6	679.5	680.1	679.9	680.8	681.2	680.8	680.8
5°	688.3	687.7	688.5	689.4	687.9	688.3	687.7	688.8	689.2	688.5	689.0
7.5°	699.1	699.3	700.0	701.7	700.8	701.5	700.4	700.6	700.4	699.3	699.5
10°	710.8	711.0	712.3	714.6	714.9	714.9	714.2	713.6	712.9	712.1	712.3
12.5°	725.0	725.9	726.9	729.7	729.7	731.1	730.8	729.3	728.0	726.9	726.9
15°	744.2	744.0	745.1	747.9	749.2	751.7	751.7	749.6	747.9	746.8	746.4
17.5°	764.3	764.9	765.6	769.0	771.0	773.8	774.2	772.5	771.4	769.9	769.0
20°	787.8	788.8	791.7	793.0	794.9	797.5	798.4	798.1	797.0	796.2	796.4
22.5°	815.2	817.6	819.5	821.4	823.6	825.5	826.4	827.7	826.6	826.0	825.7
25°	848.4	850.1	853.8	857.2	858.7	859.2	860.3	862.2	862.0	860.7	860.7
27.5°	886.1	889.2	893.9	898.7	898.7	896.9	900.6	903.8	902.7	901.0	898.7
30°	931.7	934.7	940.1	946.8	943.5	942.2	947.2	953.0	951.3	948.5	948.1
32.5°	981.0	983.7	990.8	998.1	993.8	992.0	997.4	1005.7	1002.8	997.2	993.8
35°	1034.3	1037.1	1047.1	1055.9	1048.6	1045.5	1049.9	1059.1	1053.8	1043.4	1040.8
37.5°	1092.2	1093.7	1106.8	1115.7	1110.7	1102.3	1107.9	1114.6	1110.1	1097.5	1092.4
40°	1152.5	1157.9	1173.0	1183.4	1174.6	1161.4	1170.7	1180.1	1173.3	1157.1	1148.5
42.5°	1222.7	1226.8	1247.0	1256.3	1242.1	1223.5	1236.2	1248.8	1242.1	1226.5	1219.0
45°	1295.8	1302.2	1326.2	1335.5	1315.0	1291.3	1306.8	1329.0	1328.4	1305.9	1298.1
47.5°	1375.4	1381.8	1410.5	1422.8	1400.6	1368.9	1390.7	1422.0	1419.8	1395.0	1388.7
50°	1467.3	1474.0	1509.8	1525.3	1504.6	1467.7	1500.5	1528.1	1524.0	1493.4	1494.0
52.5°	1582.7	1582.3	1626.9	1653.7	1632.5	1599.9	1630.1	1656.9	1640.0	1597.6	1596.3
55°	1683.8	1689.9	1745.1	1796.0	1794.7	1782.2	1794.3	1795.4	1747.0	1690.7	1683.8
57.5°	1750.1	1761.9	1839.6	1931.7	2000.7	2017.3	1993.8	1922.6	1809.0	1719.0	1708.0
60°	1709.3	1727.2	1849.3	2037.0	2240.2	2337.7	2205.2	1984.3	1760.8	1635.3	1620.4
62.5°	1433.8	1464.0	1642.8	1986.1	2446.4	2731.5	2358.4	1885.3	1568.7	1395.9	1370.4
65°	873.2	905.1	1120.6	1634.7	2413.0	3043.2	2288.5	1564.8	1145.0	930.1	902.5
67.5°	291.0	300.3	427.3	903.6	1896.5	2734.3	1899.6	936.8	498.3	330.3	320.6
70°	113.9	114.8	135.5	261.9	895.6	1878.0	988.2	266.6	141.7	112.0	114.5
72.5°	83.7	84.1	89.9	109.4	233.4	827.3	241.8	110.0	87.4	78.5	78.5
75°	67.3	67.3	71.4	79.8	104.6	189.8	106.1	78.9	68.4	62.6	61.9
77.5°	53.1	54.2	57.4	62.8	70.8	91.3	73.5	62.5	55.2	49.8	48.7
80°	39.5	40.6	45.9	48.5	50.9	63.4	54.2	48.8	43.6	37.3	36.2
82.5°	25.9	27.0	33.6	35.0	34.5	41.4	36.5	36.0	32.1	24.0	22.9
85°	17.0	17.3	22.4	23.3	21.4	18.8	23.3	24.6	22.4	15.7	15.1
87.5°	8.0	8.0	11.4	10.6	9.7	7.8	10.6	12.5	12.7	7.6	7.5
90°	0.0	0.0	0.0	0.0	0.0	0.0	0.0	0.0	0.0	0.0	0.0

(END OF REPORT)